

How to Download Software

Issue: 1.0

© 2018 Renishaw plc. All rights reserved.

This document may not be copied or reproduced in whole or in part, or transferred to any other media or language, by any means, without the prior written permission of Renishaw.

The publication of material within this document does not imply freedom from the patent rights of Renishaw plc.

Disclaimer

Renishaw has made considerable efforts to ensure the content of this document is correct at the date of publication but makes no warranties or representations regarding the content. Renishaw excludes liability, howsoever arising, for any inaccuracies in this document.

Trade marks

RENISHAW and the probe symbol used in the RENISHAW logo are registered trademarks of Renishaw plc in the United Kingdom and other countries. apply innovation and names and designations of other Renishaw products and technologies are trademarks of Renishaw plc or its subsidiaries.

All other brand names and product names used in this document are trade names, trademarks, or registered trademarks of their respective owners.

1 Introduction

This document details the steps necessary to locate and download software supplied by Renishaw.


2 Locate the Product

1. Login to MyRenishaw at www.Renishaw.com/my with the email address associated with the order:



The screenshot shows the MyRenishaw login interface. At the top left is the Renishaw logo with the tagline 'apply innovation™'. A navigation bar contains links for 'Products', 'Industries', 'Support', 'News', and 'Our company'. Below this is a breadcrumb trail: 'Home - MyRenishaw - Sign in to MyRenishaw'. The main heading is 'Sign in to MyRenishaw'. The login form includes a 'MyRenishaw' header with a 'Not you?' link, an 'Email' field containing 'licensing@renishaw.com', a 'Password' field with masked characters, a 'Sign in >' button, a 'Remember me ?' checkbox, and a link for 'Forgotten your password? Or need an account?'.

2. Click the *Software Downloads* button:



3. Navigate to the appropriate section and click the appropriate link for the software (e.g. MODUS 2 is in the *Inspection* section):

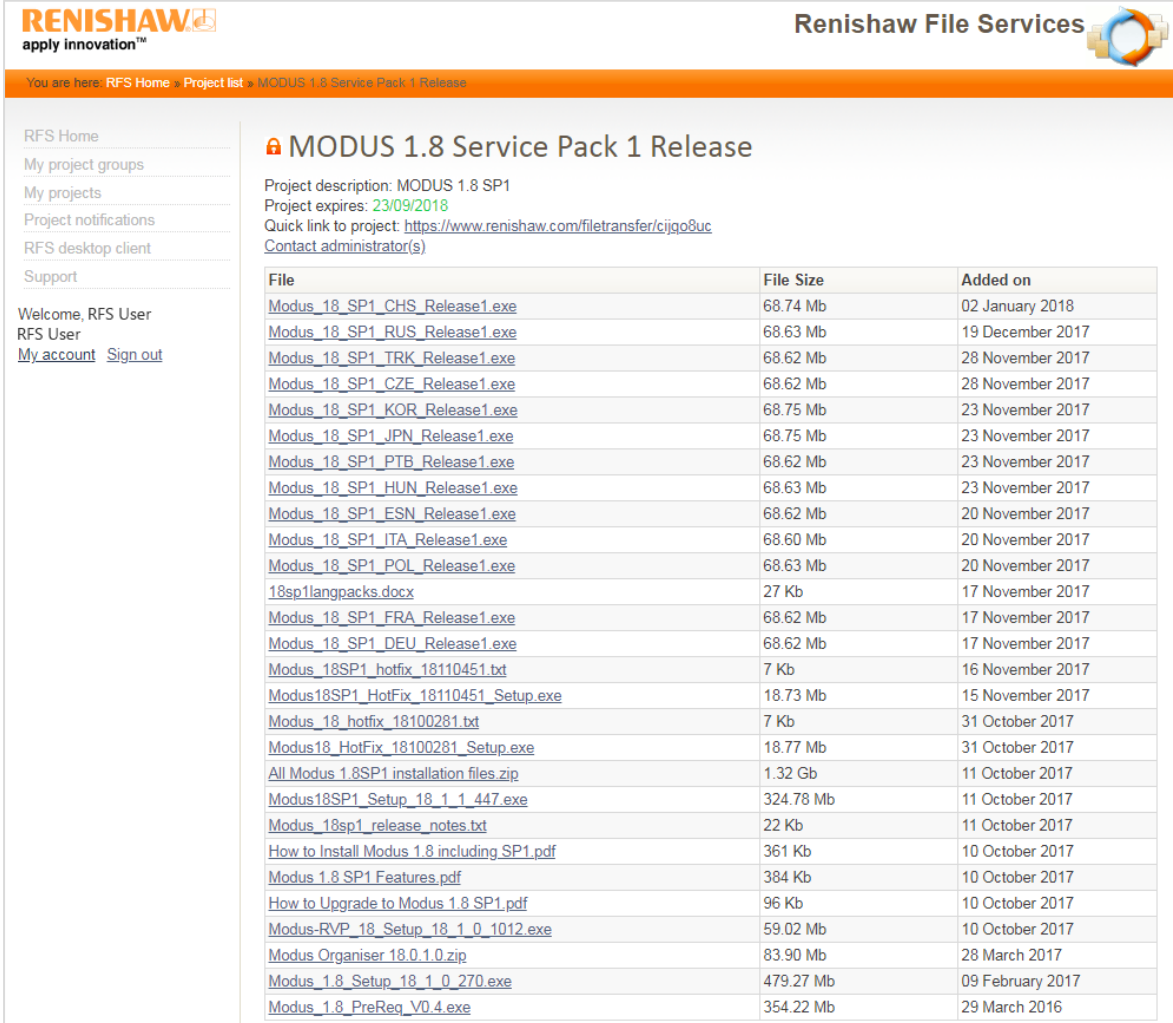
Calibration				-
XCal-View	CARTO	Ballbar 20	Ballbar Trace	
LaserXL	RotaryXL	QuickViewXL	DyconXL	
Machining				-
SPRINT Blade Editor	SPRINT Blade On-Machine	Productivity+ Active Editor Pro	Productivity+ GibbsCAM plug-in	
Renishaw OMV	Renishaw CNC Reporter			
Gauging				-
Equator software suite				
Inspection				-
UCCsuite	MODUS	MODUS 2	APEXBlade	
SurfitBlade	Software utilities			
Fixtures				-
FixtureBuilder				
Additive manufacturing				-
QuantAM	Magics	OCS	Parameter files	
InfiniAM Spectral	InfiniAM Central	DataHUB		
Position and motion control				-
VIONiC	ATOM	TONiC	SIGNUM	
RCU-CS				
Healthcare				-
Renishaw Dental Studio	ADEPT			

3 Download the software

There are a number of different methods currently in use to download software.

3.1 Renishaw File System Downloads

If the software has been made available for download via the Renishaw File System (RFS), you will be presented with a list of downloadable items if you are entitled to the software. Simply select the link to download the required file:



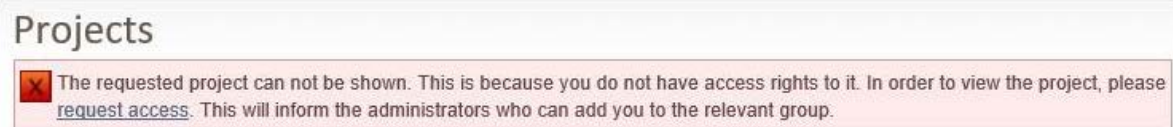
The screenshot shows the Renishaw File Services interface. At the top, there is a navigation bar with the Renishaw logo and the text "Renishaw File Services". Below this, a breadcrumb trail indicates the current location: "You are here: RFS Home > Project list > MODUS 1.8 Service Pack 1 Release".

The main content area is titled "MODUS 1.8 Service Pack 1 Release" and includes a project description: "Project description: MODUS 1.8 SP1", "Project expires: 23/09/2018", and a "Quick link to project: <https://www.renishaw.com/filetransfer/cjgo8uc>". There is also a "Contact administrator(s)" link.

A table lists the available files for download:

File	File Size	Added on
Modus_18_SP1_CHS_Release1.exe	68.74 Mb	02 January 2018
Modus_18_SP1_RUS_Release1.exe	68.63 Mb	19 December 2017
Modus_18_SP1_TRK_Release1.exe	68.62 Mb	28 November 2017
Modus_18_SP1_CZE_Release1.exe	68.62 Mb	28 November 2017
Modus_18_SP1_KOR_Release1.exe	68.75 Mb	23 November 2017
Modus_18_SP1_JPN_Release1.exe	68.75 Mb	23 November 2017
Modus_18_SP1_PTB_Release1.exe	68.62 Mb	23 November 2017
Modus_18_SP1_HUN_Release1.exe	68.63 Mb	23 November 2017
Modus_18_SP1_ESN_Release1.exe	68.62 Mb	20 November 2017
Modus_18_SP1_ITA_Release1.exe	68.60 Mb	20 November 2017
Modus_18_SP1_POL_Release1.exe	68.63 Mb	20 November 2017
18sp1langpacks.docx	27 Kb	17 November 2017
Modus_18_SP1_FRA_Release1.exe	68.62 Mb	17 November 2017
Modus_18_SP1_DEU_Release1.exe	68.62 Mb	17 November 2017
Modus_18SP1_hotfix_18110451.txt	7 Kb	16 November 2017
Modus18SP1_HotFix_18110451_Setup.exe	18.73 Mb	15 November 2017
Modus_18_hotfix_18100281.txt	7 Kb	31 October 2017
Modus18_HotFix_18100281_Setup.exe	18.77 Mb	31 October 2017
All Modus 1.8SP1 installation files.zip	1.32 Gb	11 October 2017
Modus18SP1_Setup_18_1_1_447.exe	324.78 Mb	11 October 2017
Modus_18sp1_release_notes.txt	22 Kb	11 October 2017
How to Install Modus 1.8 including SP1.pdf	361 Kb	10 October 2017
Modus 1.8 SP1 Features.pdf	384 Kb	10 October 2017
How to Upgrade to Modus 1.8 SP1.pdf	96 Kb	10 October 2017
Modus-RVP_18_Setup_18_1_0_1012.exe	59.02 Mb	10 October 2017
Modus Organiser 18.0.1.0.zip	83.90 Mb	28 March 2017
Modus_1.8_Setup_18_1_0_270.exe	479.27 Mb	09 February 2017
Modus_1.8_PreReq_V0.4.exe	354.22 Mb	29 March 2016

If you do not have the correct entitlements then the following message will be displayed when you try to access the project:



The screenshot shows a message box with a red 'X' icon. The text reads: "The requested project can not be shown. This is because you do not have access rights to it. In order to view the project, please [request access](#). This will inform the administrators who can add you to the relevant group."

Click on the *request access* link to request the appropriate entitlements. You can also contact us by clicking the *Contact us* button at the foot of the page:




3.2 Renishaw.com Downloads

If the software is available for download via the Renishaw website, after selecting the product you will be taken to that products webpage and presented with a gallery of links for each downloadable item.


The links may include supporting documentation as well as software downloads:

Software download



[Software download: CARTO 2.2 SP1 software suite](#)

Release 2.2 SP1 - Issued April 2018: Combined installer for Capture and Explore in the CARTO software suite: - File importer enables users to transfer files from LaserXL to CARTO. Note: Four week licensed limited function once activated.




[Software release note: CARTO version 2.2](#)

Important information concerning installation and use of CARTO version 2.2. It is recommended to read this before downloading or installing software. Supersedes CARTO version 2.1.

3.3 Cloud Based Downloads

If the software has been enabled for cloud based delivery, then you will be presented with the License & Delivery Portal:



Home Downloads

License & Delivery Portal

Recent Releases		See all
Description	Date	
No records found for this organization.		

[Your Downloads](#)

- [ADEPT](#)
- [InfiniAM](#)
- [Parameter files](#)
- [QuantAM](#)

[Announcements](#)

None Today

1. Select the required software from the *Your Downloads* section:

[Your Downloads](#)

- [ADEPT](#)
- [InfiniAM](#)
- [Parameter files](#)
- [QuantAM](#)

- Select the required Download Package:

RENISHAW
apply innovation™

Home Downloads

Download Packages

The Download Packages page lists new and archived versions of downloadable components along with helpful details of the download.

QuantAM

New Versions Previous Versions

Version	Description	Date Available	Log Details
4.0.0.154	Renishaw_QuantAM_2018_4.0.0.154	Jan 02, 2018	Download Log
4.0.0.154	Renishaw_QuantAM_Dental_2018_4.0.0.154	Jan 02, 2018	Download Log

- Select and download each file you require:

RENISHAW
apply innovation™

Home Downloads

Downloads

Renishaw_QuantAM_2018_4.0.0.154 4.0.0.154

Files 2 File(s)

	File Description	File Size	File Added	File Name
+	QUANTAM_RELEASE NOTES_4.0.0.154	193.07KB	Jan 07, 2018	↓ QUANTAM_RELEASE NOTES_4.0.0.154.docx
+	Renishaw_QuantAM_2018_4.0.0.154	697.65MB	Jan 07, 2018	↓ Renishaw_QuantAM_2018_4.0.0.154.zip